

PREPARE FOR YOUR APPLICATION


for Refugee Family Reunion

Legal advice and Representation

Legal clinics and charities can offer free immigration advice. They can also have long waiting times.



Private solicitors will charge a fee. This could be between £500 and £2500. It will be more if you have to appeal a decision.



Make sure your immigration advisor is OISC registered.

Legal Aid Exception case funding can be applied for. Speak to your immigration advisor to check.



Family Reunion costs can be very expensive. Think about how to budget for it.



PREPARE FOR YOUR APPLICATION

for Refugee Family Reunion

Interpreting and translation

You may need interpreting during your legal appointment.



You will have to pay for the interpreter directly or via the solicitor



Travel and expenses of the interpreter might be charged to you.



The cost depends on the language, length of time and is about £20 - £40 an hour.



You will have to pay for your documents to be translated.



PREPARE FOR YOUR APPLICATION

for Refugee Family Reunion

Passports and birth certificates

Passports are needed for international travel.



Applications for passports can take weeks or months and be expensive.



Applications for birth certificates or other official documentation such as a family book, residence permit or ID cards can take time and cost money.



If your family do not have passports and cannot apply for them safely, the Home Office can issue a one-way travel document to the UK for free.



A legal advisor can give guidance on what evidence is needed for an application. All documents will need to be translated.



PREPARE FOR YOUR APPLICATION


for Refugee Family Reunion

DNA testing

DNA testing is not required for family reunion applications.



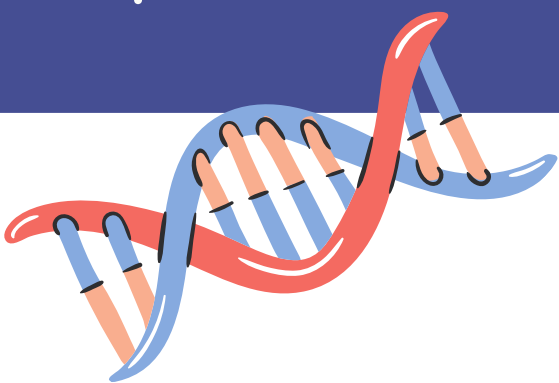
However, it can be important in complex cases to evidence a family link



DNA tests cost between £150 to £1000 depending on family size and family location



DNA tests should only be done through Home Office recommended providers.



In Scotland and Northern Ireland, DNA testing costs are normally covered by legal aid. (If exceptional case funding is granted)



Your family might have to travel to DNA test centres in Capital or larger cities.



PREPARE FOR YOUR APPLICATION

for Refugee Family Reunion

TB test certificates

The UK requires all applicants from certain countries to undertake a TB test



There is a Home Office webpage for each country where a TB test is required.



Costs in each country are different and TB tests cost approx. \$150 USD per person, children under 11 years, \$60 USD per person.



The test is valid for six months.

You will need to pay for Transport to the TB centre and maybe accommodation and food

Your family must use only Home Office approved clinics that located in major cities



PLAN FOR YOUR FAMILY'S ARRIVAL

- Refugee Family Reunion-

Booking Flights

You might need to book and pay for your family's flights yourself.



You can ask refugee charities or your local community members for help.



Family reunion visas are normally issued for 60 to 90 days.



Flight costs are expensive they can be £250-£1000 per person



As soon as the family reunion visa is issued, you need to book flights.



PLAN FOR YOUR FAMILY'S ARRIVAL

- Refugee Family Reunion-

Exit / Entry requirements

Your family might need to apply for and pay for an exit visa



The UK government might have additional entry requirements



Family reunion visas are normally issued for 60 to 90 days.



Flight costs are expensive they can be £250-£1000 per person



With the COVID19 Pandemic, PCR Tests, Vaccine Certificates and passenger locator forms are common requirements.



Before your family travels to the UK please make additional checks to exit / entry and Covid testing requirements.



PLAN FOR YOUR FAMILY'S ARRIVAL

- Refugee Family Reunion-

Housing situation

The local council does not prioritise your family for housing until they have arrived in the UK



The local authority will prioritise families with children and / or medical conditions



You might spend time in temporary accommodation and hotels while the council assists you



If the council is unable to assist you, private-rented accommodation will be an option



PLAN FOR YOUR FAMILY'S ARRIVAL


- Refugee Family Reunion-

Income / Welfare Benefits

Your income and financial circumstances will change when your family arrive



If you are on benefits, expect delays in payment while they register your family.



Benefits change of circumstances can be complex, find a welfare benefits advice office, if you need help.



If you are working and find the change of circumstances difficult, find a welfare benefits advice office that can help.

citizens advice



PLAN FOR YOUR FAMILY'S ARRIVAL

- Refugee Family Reunion-

Transport to the Departure airport

Your family will need to travel to the departure airport



You might have pay extra costs due to the location of the airport



If its your family's first time traveling on a plane, they might need help from the community



PLAN FOR YOUR FAMILY'S ARRIVAL

- Refugee Family Reunion-

Transport home from the UK airport

You will want to pick your family up from the airport



Flights often arrive late at night or early in the morning, so a taxi is the best option.



A Taxi from a London Airport to the North of England can cost £200+



Public transport can be cheaper but can take longer



REUNITE WITH YOUR FAMILY

- Refugee Family Reunion-

Collecting BRPs or arranging redelivery


BRPs (Biometric Residency Permits) will be your family's main form of ID in the UK



They can be collected at Post Office the Home Office sends you or delivered to your accommodation.



There are currently Home Office delays in BRP processing, so delivery and collection might need to be rearranged.



Ask for assistance from a refugee charity if you need help



REUNITE WITH YOUR FAMILY

- Refugee Family Reunion-

Finding English lessons (ESOL)

Community ESOL is widely available



There is normally a waiting list for ESOL at College, so enrol soon.



Ask for assistance from a refugee charity if you need help looking for ESOL Classes.



REUNITE WITH YOUR FAMILY


- Refugee Family Reunion-

Enrolling children in school or college


Once your family has arrived, notify the local authority education department



The local authority have an obligation to assist your children enroll in school



For older children the local authority can facilitate enrolment into college



REUNITE WITH YOUR FAMILY

- Refugee Family Reunion-

Applying for benefits

Applying for benefits will take a long time and you will need to provide a lot of evidence




UC Universal Credit

It is very complex process that a local refugee charity or Citizens Advice can help you with



citizens advice

There are often delays in getting your families benefits



UC Universal Credit

You might need to rely on community support before your benefits start.



REUNITE WITH YOUR FAMILY

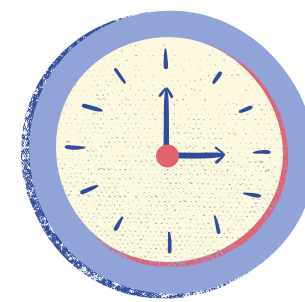
- Refugee Family Reunion-

Registering with doctors (GP)

Registering your family with your (Doctors) GP is important




Processes to register take time, so apply when your family arrive



There are often delays in getting your families benefits

You might have to change form your regular GP, due to address changes



REUNITE WITH YOUR FAMILY

- Refugee Family Reunion-

Build community contacts and adjusting to life in the UK

Moving to the UK can be stressful for your family



Meeting fellow community members can help them adjust to life in the UK



Showing them around the city can also help your family how to get around independently



This will be a stressful time for your family. There are organisations who can help if you need.

